

THE TEXAS OIL & NATURAL GAS INDUSTRY BY THE NUMBERS

ECONOMY



\$24.7 billion

paid in taxes and royalties

\$67 million

every 24 hours

\$203.4 billion

paid in taxes and royalties since 2007

\$560 billion

impact on the state economy in 2021

30.4 percent

of private sector Gross State Product

ENVIRONMENT

99.8 percent

of natural gas is captured for beneficial use

70 percent decline

in Permian Basin methane emission intensity since 2011

40 companies and 7 trade associations

form the Texas Methane & Flaring Coalition and are committed to ending routine flaring by 2030



EDUCATION

\$2.1 billion

contributed to both the Permanent University Fund (PUF) and Permanent School Fund (PSF)

99 percent


of the state's oil and gas royalties were deposited into the PUF and PSF

\$1.65 billion

paid in property taxes to Texas ISDs




OIL



5.2 million
barrels per day

43 percent
of U.S. production

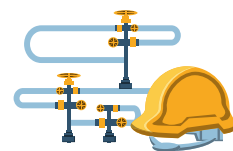
NATURAL GAS



31.8 billion
cubic feet per day

26 percent
of U.S. production

PIPELINES



488,564
miles of Texas pipelines

REFINING



32 percent
of U.S. refining capacity

JOBS



442,966
Texans employed by the industry

\$115,302
average salary

TXOGA

TEXAS OIL & GAS ASSOCIATION | SINCE 1919

Published February 2023