

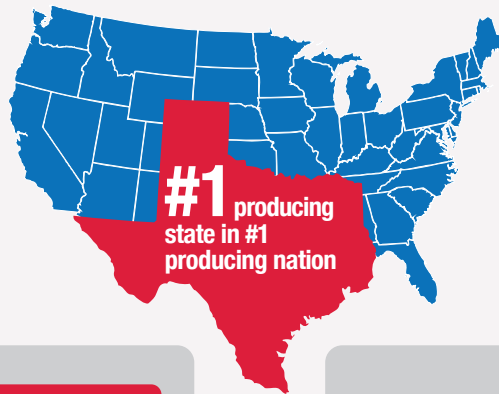
THE TEXAS OIL & NATURAL GAS INDUSTRY BY THE NUMBERS

CLEANER ★ STRONGER ★ BETTER

\$13.9 billion
paid in state and local taxes
and state royalties in FY2020

\$38 million
a day

\$162.9 billion
paid from FY07-FY20



\$502.6 billion
impact on the state
economy in 2019

13.5%
of direct GDP

30.5%
of direct and indirect GDP



\$128,861
average salary

96% of everyday
essentials

cellphones, laptops, shampoo,
eyeglasses & heart valves

31% of US
refining capacity



479,978 miles of pipeline

connecting families
and businesses across
the US and Texas
to energy

OIL




4.6 million
barrels of oil
per day

44%
of US crude oil
production



NATURAL GAS



27.4 billion
cubic feet of
natural gas per day

25%
of US natural gas
production



COMMITMENT TO THE ENVIRONMENT



Energy-related
CO2 emissions
are near

**25-year
lows**

More than
40 companies
and **7 trade
organizations**


in the Texas
Methane and
Flaring Coalition

Methane
emissions
down

23%
since
1990



FUNDING EDUCATION



largest educational
endowment in the nation

\$2.035 billion paid
to Texas school districts in
property taxes from mineral
properties producing
oil and natural gas,
pipelines, and gas utilities

\$29.9 billion
Permanent
University Fund

