

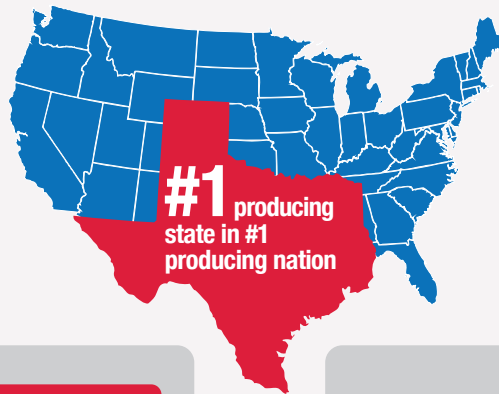
THE TEXAS OIL & NATURAL GAS INDUSTRY BY THE NUMBERS

FUELING OUR FUTURE

\$16.3 billion
paid in state and local taxes
and royalties in FY2019

\$44 million
a day

\$149 billion
paid from FY07-FY19



\$475 billion
impact on the state
economy in 2018

14%
of direct GSP

30%
of direct and indirect GSP



\$125,248
average salary

96% of everyday
essentials

cellphones, laptops, shampoo,
eyeglasses & heart valves

30% of US
refining capacity



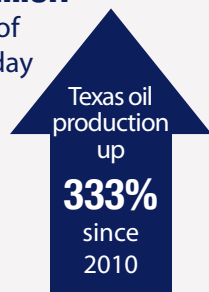
469,737 miles of pipeline

connecting families
and businesses across
the US and Texas
to energy

OIL




5.4 million
barrels of
oil per day




41%
of US
crude oil
production



NATURAL GAS



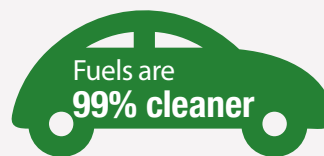
29 billion
cubic feet of
natural gas
per day



25% of
US natural gas
production



COMMITMENT TO THE ENVIRONMENT



Energy-related
CO2 emissions
are near

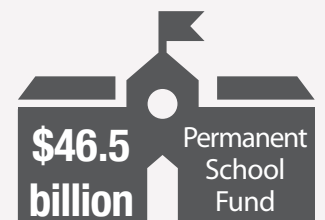
**20-year
lows**

Methane
emissions
down
14%
since
1990

69
companies
in the
Environmental
Partnership



FUNDING EDUCATION



*largest educational
endowment in the nation*

\$1.54 billion to Texas
school districts in property
taxes from mineral
properties producing
oil and natural gas,
pipelines, and gas utilities

\$29.015 billion
Permanent
University Fund

